

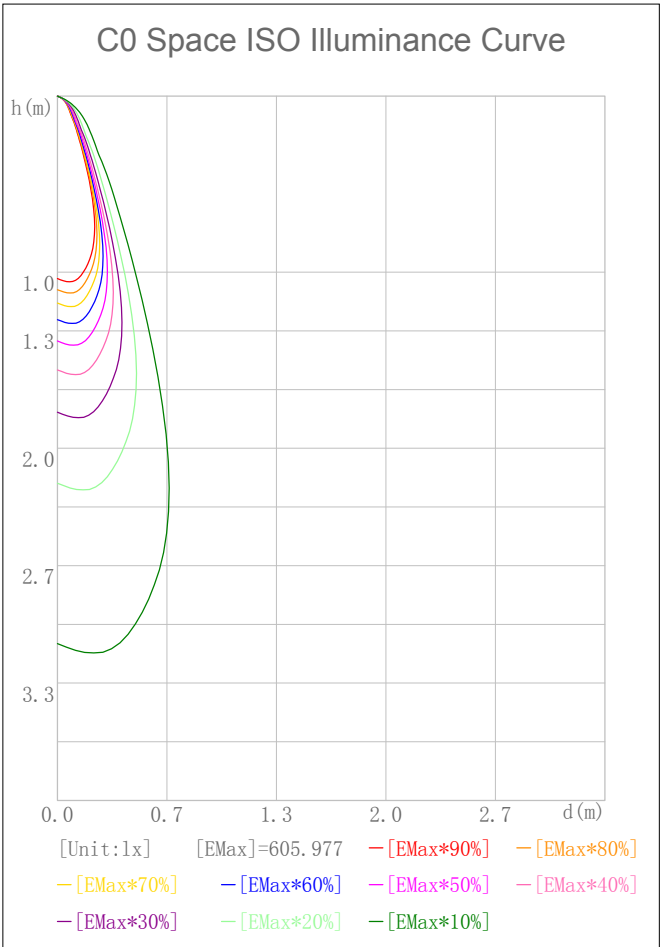
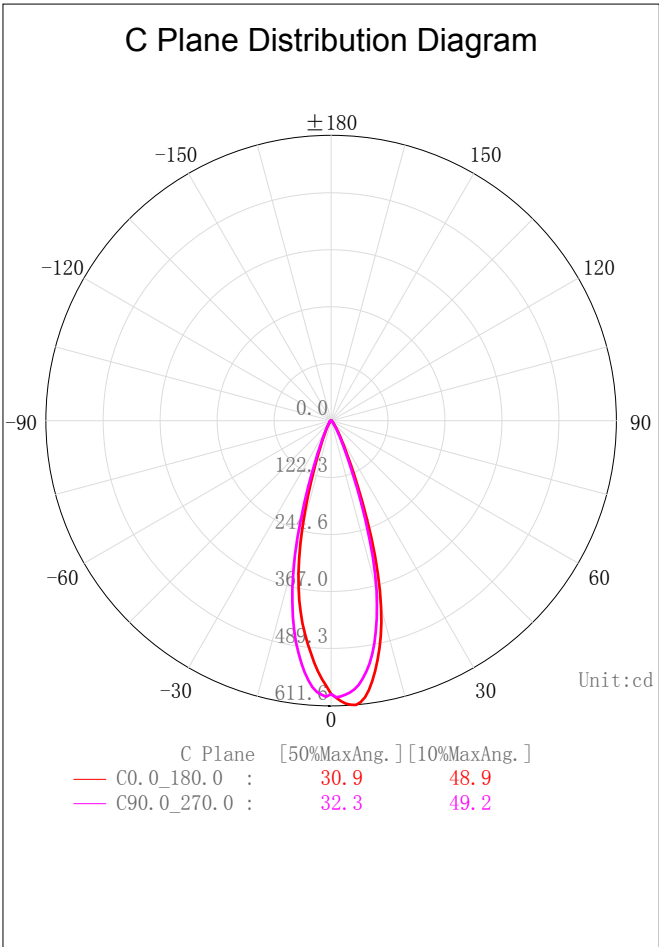
Indoor Luminaire Photometric Data

Description Information

Luminary Name: DL43-05-PR-01 RA90 5000K 24D		Lum. Catalog:	Test ID: 01
Lamp Name:		Lamp Catalog: LED	Test Date: 2020/12/25
Manufacture: Shenzhen Norming Lighting Co.Ltd		Shld.Ang(°):	Test Machine:GON-2000
Test Lab: Quality Department		Frequency (Hz):	Lamp CCT (K): Ra:
Lum. Size (W*L*H):0.000m*0.000m*0.000m		Lum. Area (m2):0.000	Lum. W (kg): 0.000
Test System: C, γ	Test Step: C=90.0 γ=1.0	Temp. (°C): 25	Humidity(%): 50.0

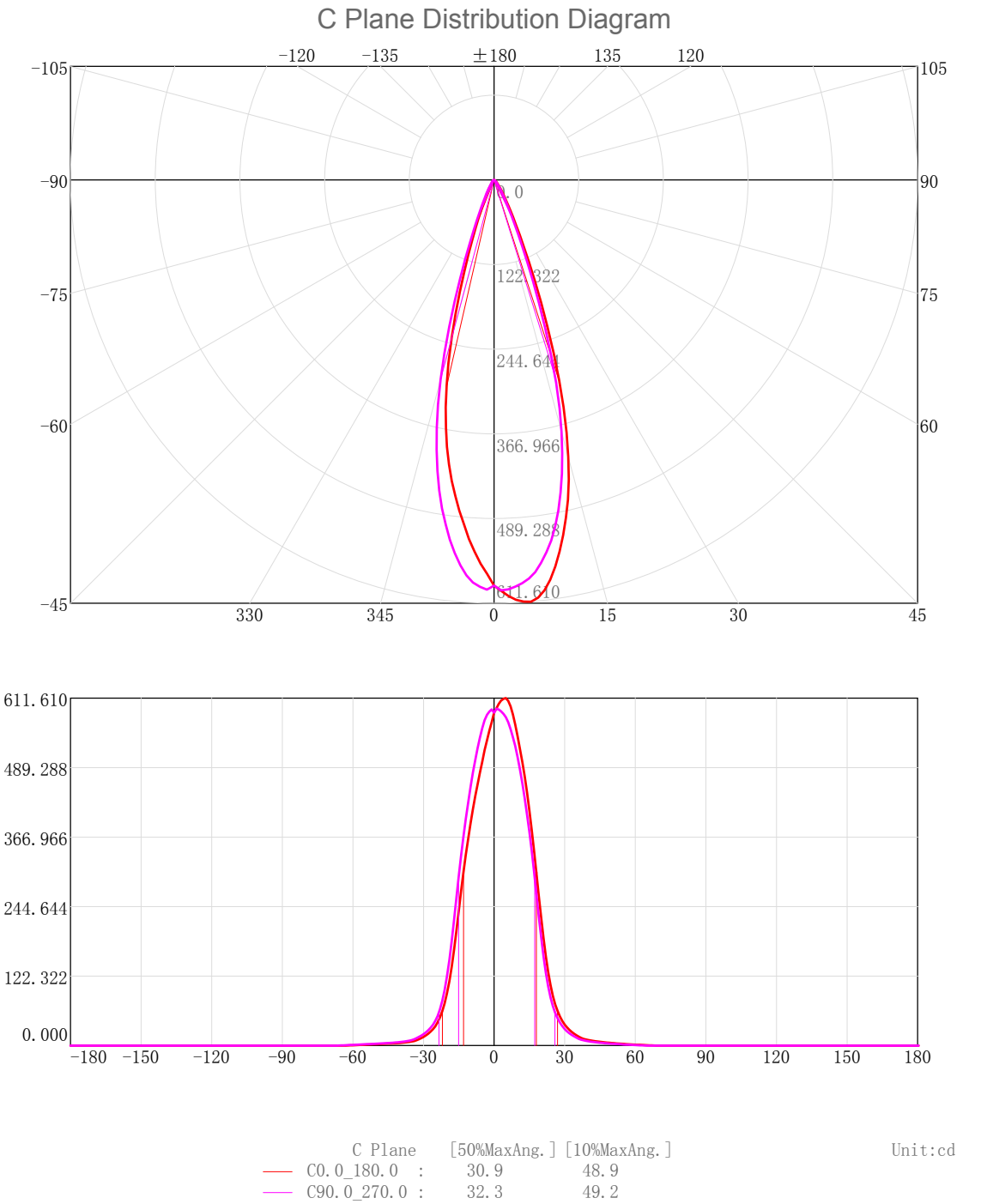
Character Parameter

Lamp Speciality Parameter		Luminaire Speciality Parameter	
Rated Flux(lm): 183.200	Luminary Flux(lm): 183.196	Field Angle(10%Imax): 48.9(°)	
Rated Power(W):	Luminary Efficiency: 100.00%	Down Lumens&Percent: 183.196lm 100.00%	
Rated Voltage(V):	Luminary EER(lm/W): 37.897	Up Lumens&Percent: 0.000lm 0.00%	
Tested Power(W): 4.834	Max. Candela(cd): 611.610	S/MH: C0_a180=0.534 C90_270=0.549	
Lamps' Inside: 1	Max Cand@Ang. (°): C=0.0 γ=5.0	CIE Type: Semi-Direct	
Tested Electrics (V, A, pf):240.3, 0.021, 0.919	Beam Angle(50%Imax): 30.9(°)	ErP ϕ use(90°): 174.590lm	
Lamp Size (W*L*H):0.000m*0.000m*0.000m	Left=-13.0°, Right=18.0°	IRF(%): 615.212	



2D Plane Light Intensity Distribution Curve

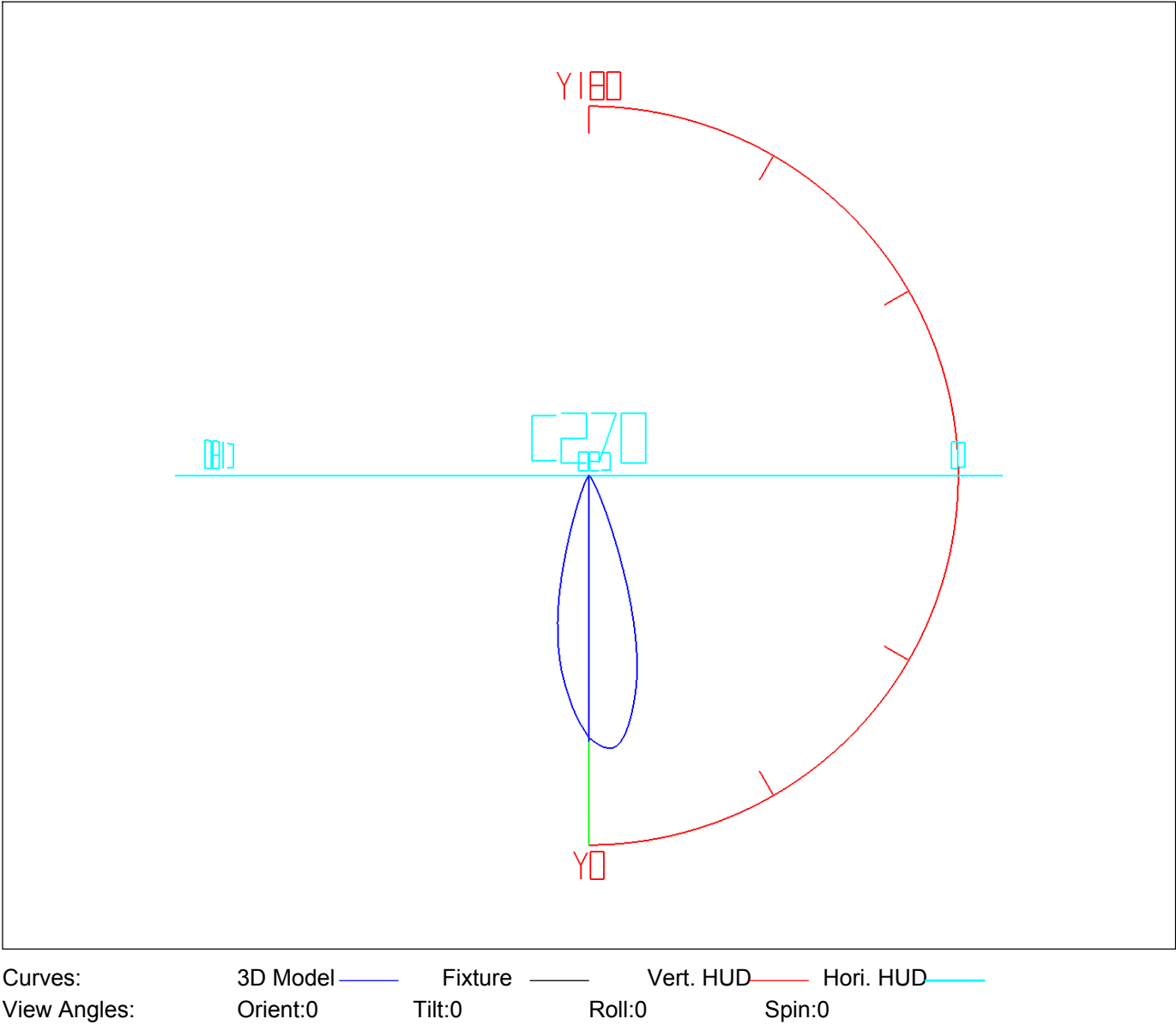
Lum. Name:DL43-05-PR-01 RA90 5000K 24D	Lum. Catelog:	Test ID:01
Lamp Name:	Lamp Catelog:LED	Test Lab:Quality Deparment
Manufacture:Shenzhen Norming Lighting Co.Ltd	Test Machine:GON-2000	Test Date:2020/12/25



3D Light Intensity Distribution Modal

Lum. Name:DL43-05-PR-01 RA90 5000K 24D	Lum. Catelog:	Test ID:01
Lamp Name:	Lamp Catelog:LED	Test Lab:Quality Deparment
Manufacture:Shenzhen Norming Lighting Co.Ltd	Test Machine:GON-2000	Test Date:2020/12/25

3D Light Intensity Distribution Modal



Zonal Flux Tabulation

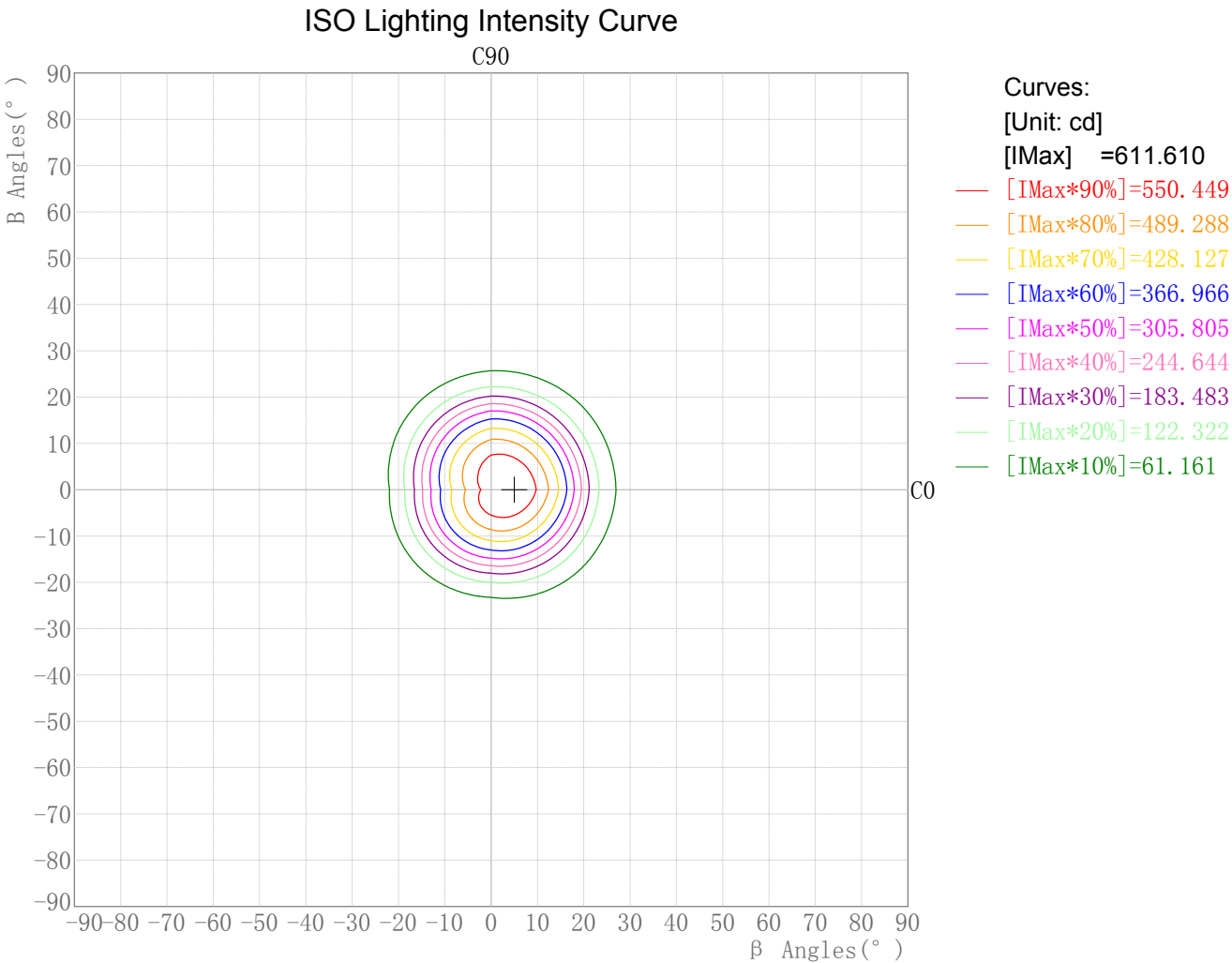
Zone(γ)	Zone Flux (lm)	Sums Flux (lm)	Zone%Lamp	Sums%Lamp	Zone(γ)	Zone Flux (lm)	Sums Flux (lm)	Zone%Lamp	Sums%Lamp
0.0-1.0	0.56	0.56	0.31	0.31	47.0-48.0	0.34	180.17	0.19	98.35
1.0-2.0	1.68	2.24	0.92	1.22	48.0-49.0	0.32	180.49	0.18	98.52
2.0-3.0	2.78	5.02	1.52	2.74	49.0-50.0	0.30	180.80	0.17	98.69
3.0-4.0	3.85	8.87	2.10	4.84	50.0-51.0	0.29	181.08	0.16	98.84
4.0-5.0	4.88	13.75	2.66	7.51	51.0-52.0	0.27	181.35	0.15	98.99
5.0-6.0	5.84	19.59	3.19	10.69	52.0-53.0	0.25	181.60	0.14	99.13
6.0-7.0	6.73	26.32	3.67	14.37	53.0-54.0	0.23	181.83	0.12	99.25
7.0-8.0	7.52	33.84	4.11	18.47	54.0-55.0	0.21	182.04	0.11	99.36
8.0-9.0	8.22	42.06	4.49	22.96	55.0-56.0	0.19	182.23	0.10	99.47
9.0-10.0	8.80	50.86	4.80	27.76	56.0-57.0	0.17	182.40	0.09	99.56
10.0-11.0	9.25	60.11	5.05	32.81	57.0-58.0	0.15	182.55	0.08	99.65
11.0-12.0	9.55	69.66	5.22	38.03	58.0-59.0	0.14	182.69	0.07	99.72
12.0-13.0	9.72	79.38	5.31	43.33	59.0-60.0	0.12	182.81	0.06	99.79
13.0-14.0	9.73	89.11	5.31	48.64	60.0-61.0	0.10	182.91	0.05	99.84
14.0-15.0	9.56	98.67	5.22	53.86	61.0-62.0	0.08	182.99	0.05	99.88
15.0-16.0	9.20	107.87	5.02	58.88	62.0-63.0	0.07	183.05	0.04	99.92
16.0-17.0	8.66	116.53	4.73	63.61	63.0-64.0	0.05	183.10	0.03	99.95
17.0-18.0	7.98	124.51	4.35	67.96	64.0-65.0	0.04	183.14	0.02	99.97
18.0-19.0	7.19	131.69	3.92	71.88	65.0-66.0	0.03	183.17	0.01	99.98
19.0-20.0	6.34	138.04	3.46	75.35	66.0-67.0	0.02	183.18	0.01	99.99
20.0-21.0	5.51	143.55	3.01	78.36	67.0-68.0	0.01	183.19	0.01	99.99
21.0-22.0	4.74	148.28	2.59	80.94	68.0-69.0	0.00	183.19	0.00	100.00
22.0-23.0	4.05	152.33	2.21	83.15	69.0-70.0	0.00	183.20	0.00	100.00
23.0-24.0	3.45	155.78	1.88	85.03	70.0-71.0	0.00	183.20	0.00	100.00
24.0-25.0	2.95	158.73	1.61	86.64	71.0-72.0	0.00	183.20	0.00	100.00
25.0-26.0	2.54	161.27	1.38	88.03	72.0-73.0	0.00	183.20	0.00	100.00
26.0-27.0	2.20	163.46	1.20	89.23	73.0-74.0	0.00	183.20	0.00	100.00
27.0-28.0	1.92	165.38	1.05	90.27	74.0-75.0	0.00	183.20	0.00	100.00
28.0-29.0	1.68	167.06	0.92	91.19	75.0-76.0	0.00	183.20	0.00	100.00
29.0-30.0	1.49	168.55	0.81	92.00	76.0-77.0	0.00	183.20	0.00	100.00
30.0-31.0	1.32	169.87	0.72	92.72	77.0-78.0	0.00	183.20	0.00	100.00
31.0-32.0	1.17	171.04	0.64	93.36	78.0-79.0	0.00	183.20	0.00	100.00
32.0-33.0	1.04	172.08	0.57	93.93	79.0-80.0	0.00	183.20	0.00	100.00
33.0-34.0	0.92	173.01	0.50	94.44	80.0-81.0	0.00	183.20	0.00	100.00
34.0-35.0	0.82	173.83	0.45	94.88	81.0-82.0	0.00	183.20	0.00	100.00
35.0-36.0	0.73	174.56	0.40	95.28	82.0-83.0	0.00	183.20	0.00	100.00
36.0-37.0	0.66	175.22	0.36	95.64	83.0-84.0	0.00	183.20	0.00	100.00
37.0-38.0	0.60	175.82	0.33	95.97	84.0-85.0	0.00	183.20	0.00	100.00
38.0-39.0	0.56	176.37	0.30	96.27	85.0-86.0	0.00	183.20	0.00	100.00
39.0-40.0	0.52	176.90	0.29	96.56	86.0-87.0	0.00	183.20	0.00	100.00
40.0-41.0	0.49	177.39	0.27	96.83	87.0-88.0	0.00	183.20	0.00	100.00
41.0-42.0	0.46	177.85	0.25	97.08	88.0-89.0	0.00	183.20	0.00	100.00
42.0-43.0	0.44	178.29	0.24	97.32	89.0-90.0	0.00	183.20	0.00	100.00
43.0-44.0	0.41	178.70	0.23	97.55	90.0-91.0	0.00	183.20	0.00	100.00
44.0-45.0	0.39	179.10	0.22	97.76	91.0-92.0	0.00	183.20	0.00	100.00
45.0-46.0	0.38	179.48	0.21	97.97	92.0-93.0	0.00	183.20	0.00	100.00
46.0-47.0	0.36	179.83	0.20	98.16	93.0-94.0	0.00	183.20	0.00	100.00

Zonal Flux Tabulation - (Cont.)

Zone(γ)	Zone Flux (lm)	Sums Flux (lm)	Zone%Lamp	Sums%Lamp	Zone(γ)	Zone Flux (lm)	Sums Flux (lm)	Zone%Lamp	Sums%Lamp
94.0-95.0	0.00	183.20	0.00	100.00	141.0-142.0	0.00	183.20	0.00	100.00
95.0-96.0	0.00	183.20	0.00	100.00	142.0-143.0	0.00	183.20	0.00	100.00
96.0-97.0	0.00	183.20	0.00	100.00	143.0-144.0	0.00	183.20	0.00	100.00
97.0-98.0	0.00	183.20	0.00	100.00	144.0-145.0	0.00	183.20	0.00	100.00
98.0-99.0	0.00	183.20	0.00	100.00	145.0-146.0	0.00	183.20	0.00	100.00
99.0-100.0	0.00	183.20	0.00	100.00	146.0-147.0	0.00	183.20	0.00	100.00
100.0-101.0	0.00	183.20	0.00	100.00	147.0-148.0	0.00	183.20	0.00	100.00
101.0-102.0	0.00	183.20	0.00	100.00	148.0-149.0	0.00	183.20	0.00	100.00
102.0-103.0	0.00	183.20	0.00	100.00	149.0-150.0	0.00	183.20	0.00	100.00
103.0-104.0	0.00	183.20	0.00	100.00	150.0-151.0	0.00	183.20	0.00	100.00
104.0-105.0	0.00	183.20	0.00	100.00	151.0-152.0	0.00	183.20	0.00	100.00
105.0-106.0	0.00	183.20	0.00	100.00	152.0-153.0	0.00	183.20	0.00	100.00
106.0-107.0	0.00	183.20	0.00	100.00	153.0-154.0	0.00	183.20	0.00	100.00
107.0-108.0	0.00	183.20	0.00	100.00	154.0-155.0	0.00	183.20	0.00	100.00
108.0-109.0	0.00	183.20	0.00	100.00	155.0-156.0	0.00	183.20	0.00	100.00
109.0-110.0	0.00	183.20	0.00	100.00	156.0-157.0	0.00	183.20	0.00	100.00
110.0-111.0	0.00	183.20	0.00	100.00	157.0-158.0	0.00	183.20	0.00	100.00
111.0-112.0	0.00	183.20	0.00	100.00	158.0-159.0	0.00	183.20	0.00	100.00
112.0-113.0	0.00	183.20	0.00	100.00	159.0-160.0	0.00	183.20	0.00	100.00
113.0-114.0	0.00	183.20	0.00	100.00	160.0-161.0	0.00	183.20	0.00	100.00
114.0-115.0	0.00	183.20	0.00	100.00	161.0-162.0	0.00	183.20	0.00	100.00
115.0-116.0	0.00	183.20	0.00	100.00	162.0-163.0	0.00	183.20	0.00	100.00
116.0-117.0	0.00	183.20	0.00	100.00	163.0-164.0	0.00	183.20	0.00	100.00
117.0-118.0	0.00	183.20	0.00	100.00	164.0-165.0	0.00	183.20	0.00	100.00
118.0-119.0	0.00	183.20	0.00	100.00	165.0-166.0	0.00	183.20	0.00	100.00
119.0-120.0	0.00	183.20	0.00	100.00	166.0-167.0	0.00	183.20	0.00	100.00
120.0-121.0	0.00	183.20	0.00	100.00	167.0-168.0	0.00	183.20	0.00	100.00
121.0-122.0	0.00	183.20	0.00	100.00	168.0-169.0	0.00	183.20	0.00	100.00
122.0-123.0	0.00	183.20	0.00	100.00	169.0-170.0	0.00	183.20	0.00	100.00
123.0-124.0	0.00	183.20	0.00	100.00	170.0-171.0	0.00	183.20	0.00	100.00
124.0-125.0	0.00	183.20	0.00	100.00	171.0-172.0	0.00	183.20	0.00	100.00
125.0-126.0	0.00	183.20	0.00	100.00	172.0-173.0	0.00	183.20	0.00	100.00
126.0-127.0	0.00	183.20	0.00	100.00	173.0-174.0	0.00	183.20	0.00	100.00
127.0-128.0	0.00	183.20	0.00	100.00	174.0-175.0	0.00	183.20	0.00	100.00
128.0-129.0	0.00	183.20	0.00	100.00	175.0-176.0	0.00	183.20	0.00	100.00
129.0-130.0	0.00	183.20	0.00	100.00	176.0-177.0	0.00	183.20	0.00	100.00
130.0-131.0	0.00	183.20	0.00	100.00	177.0-178.0	0.00	183.20	0.00	100.00
131.0-132.0	0.00	183.20	0.00	100.00	178.0-179.0	0.00	183.20	0.00	100.00
132.0-133.0	0.00	183.20	0.00	100.00	179.0-180.0	0.00	183.20	0.00	100.00
133.0-134.0	0.00	183.20	0.00	100.00					
134.0-135.0	0.00	183.20	0.00	100.00					
135.0-136.0	0.00	183.20	0.00	100.00					
136.0-137.0	0.00	183.20	0.00	100.00					
137.0-138.0	0.00	183.20	0.00	100.00					
138.0-139.0	0.00	183.20	0.00	100.00					
139.0-140.0	0.00	183.20	0.00	100.00					
140.0-141.0	0.00	183.20	0.00	100.00					

Rectangle ISO Lighting Intensity Diagram

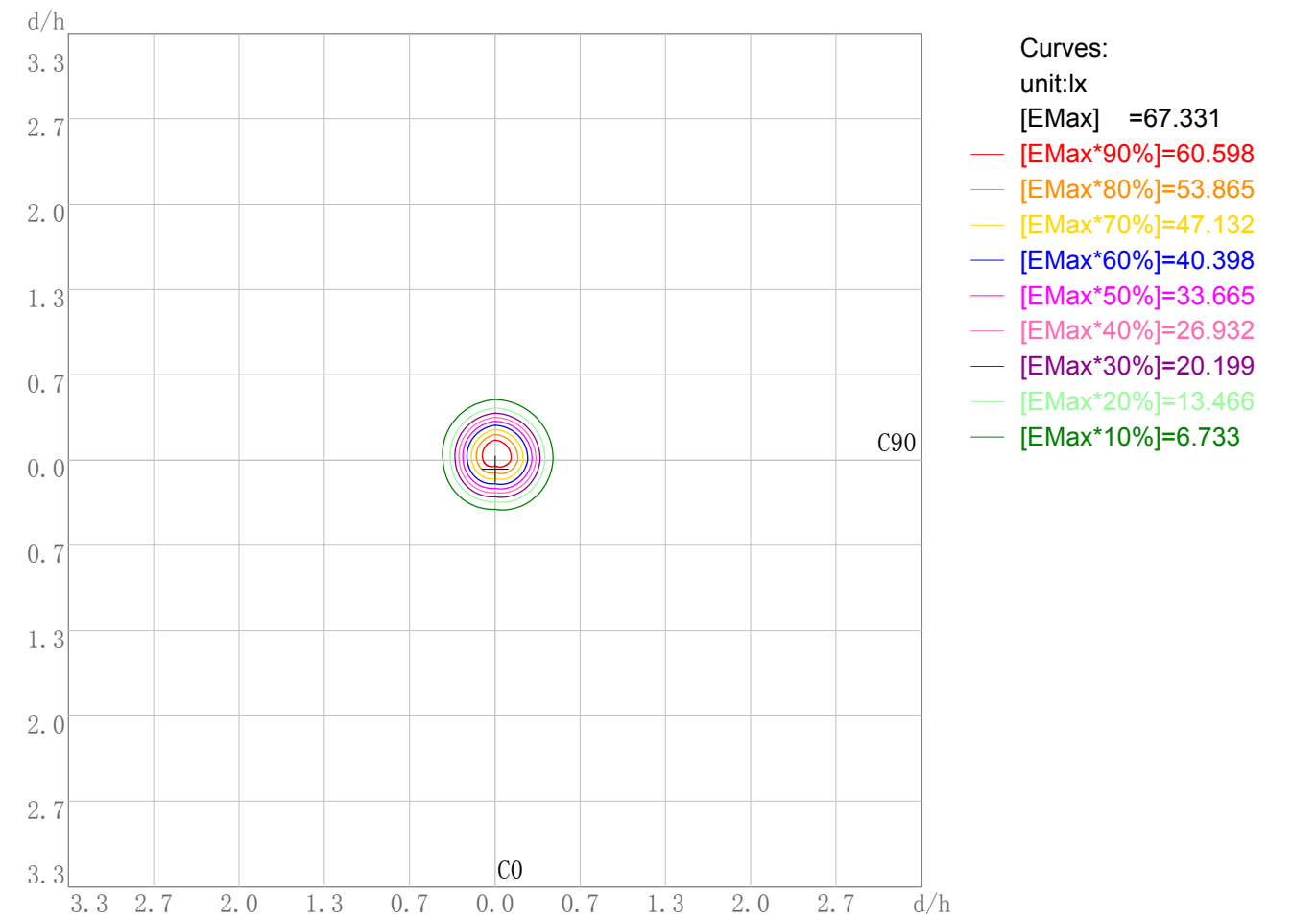
Lum. Name: DL43-05-PR-01 RA90 5000K 24D	Lum. Catalog:	Test ID: 01
Lamp Name:	Lamp Catalog: LED	Test Lab: Quality Department
Manufacture: Shenzhen Norming Lighting Co.Ltd	Test Machine:GON-2000	Test Date: 2020/12/25



Plane ISO-Illuminance Diagram

Lum. Name:DL43-05-PR-01 RA90 5000K 24D	Lum. Catalog:	Test ID:01
Lamp Name:	Lamp Catalog: LED	Test Lab: Quality Deparment
Manufacture: Shenzhen Norming Lighting Co.Ltd	Test Machine:GON-2000	Test Date: 2020/12/25

Plane ISO-Illuminance Curve



Working Plane Luminaire Mounting Height(m): 3.00
Working Plane Maximum Illuminance(lx): 67.33
Working Plane Maximum Illuminance Position(d/h):H0.0 V0.1

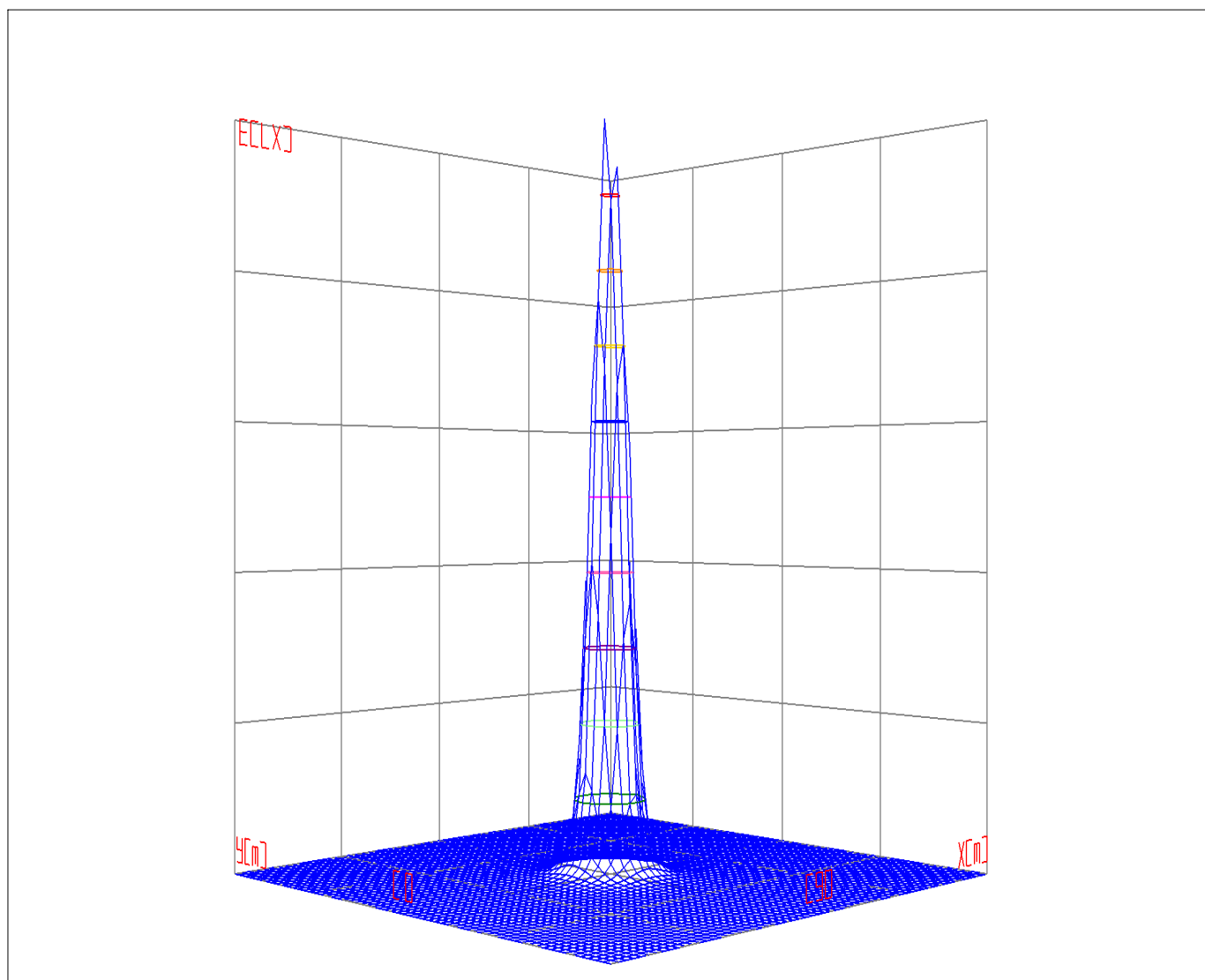
IES Indoor Report

Photometric Filename:DL43-05-PR-01 RA90 5000K 24D.IES

3D Plane ISO Illuminance Diagram

Lum. Name: DL43-05-PR-01 RA90 5000K 24D	Lum. Catalog:	Test ID: 01
Lamp Name:	Lamp Catalog: LED	Test Lab: Quality Department
Manufacture: Shenzhen Norming Lighting Co.Ltd	Test Machine:GON-2000	Test Date: 2020/12/25

3D Plane Illuminance Modal

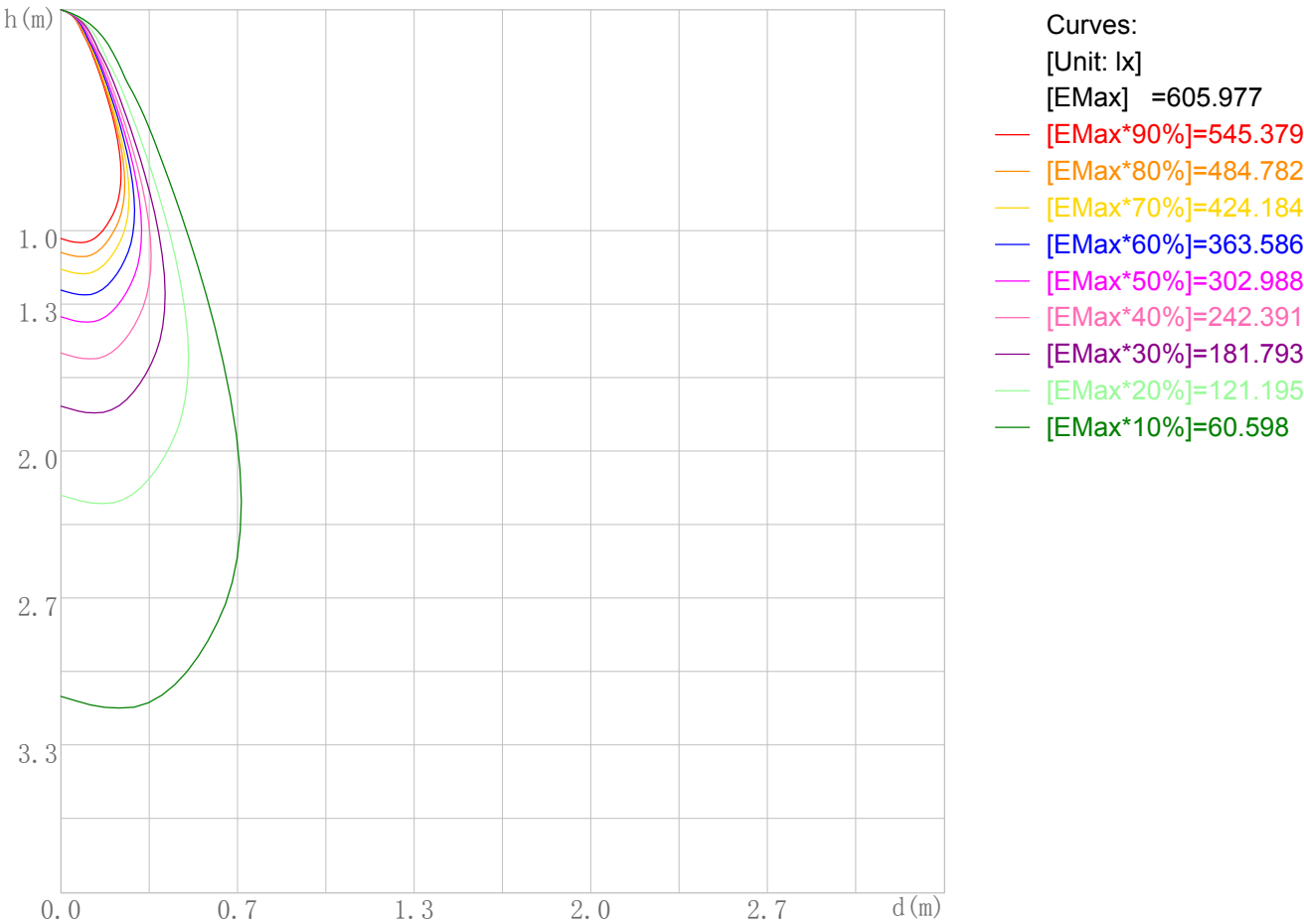


Curves: 3D Model — 90% — 80% — 70% — 60% — 50% — 40% — 30% — 20% — 10% —
View Angles(deg): 0 Height(m): 3.0 Distance(m): 10.0

Space ISO Illuminance Diagram

Lum. Name:DL43-05-PR-01 RA90 5000K 24D	Lum. Catelog:	Test ID:01
Lamp Name:	Lamp Catelog:LED	Test Lab:Quality Deparment
Manufacture:Shenzhen Norming Lighting Co.Ltd	Test Machine:GON-2000	Test Date:2020/12/25

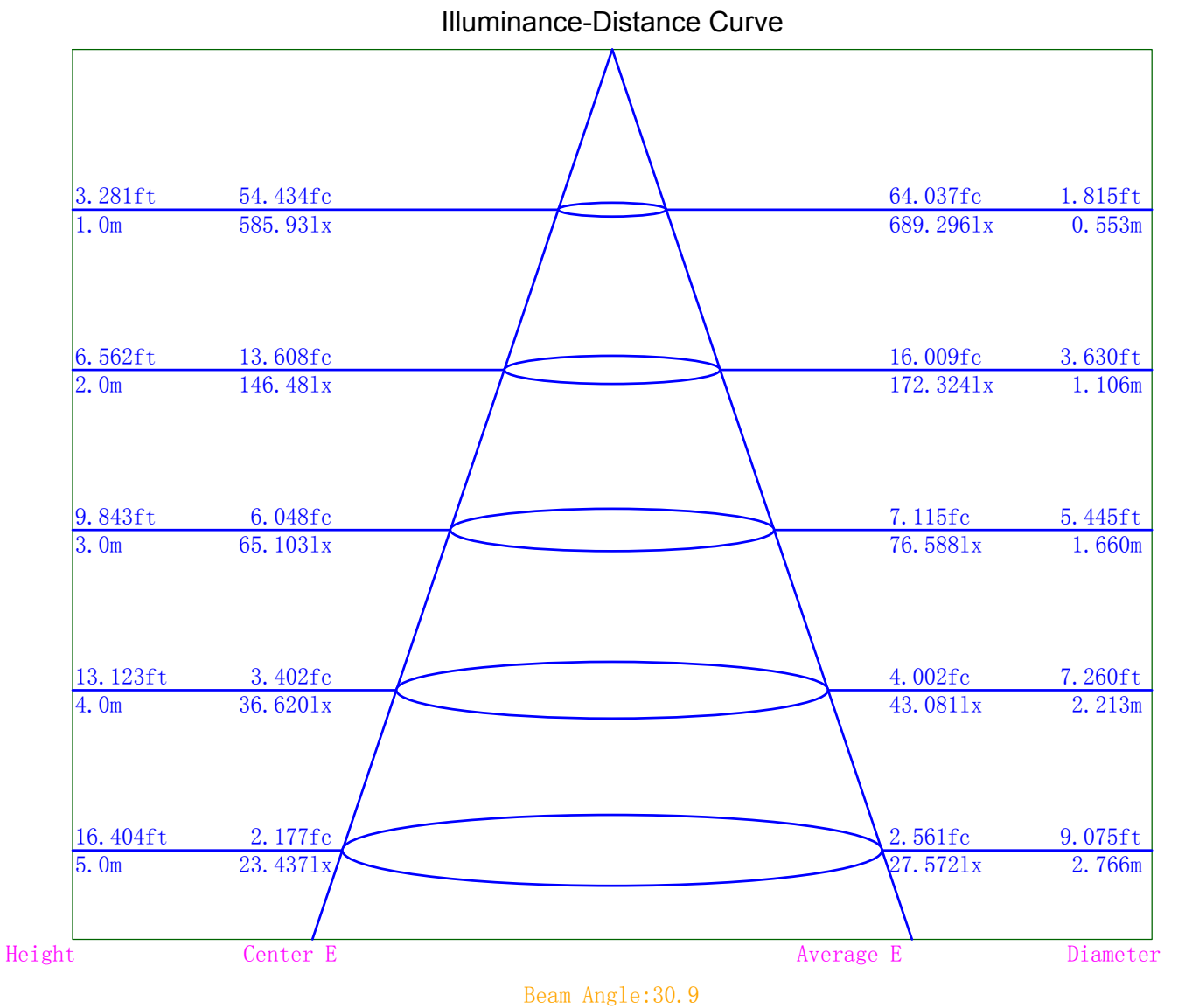
Space ISO Illuminance Curve



Space Plane Maximum Illuminance and @Angle:605.98lx,4.0deg
Plane Maximum Lighting Intensity and @Angle:611.610cd,0deg

Illuminance-Distance Diagram

Lum. Name:DL43-05-PR-01 RA90 5000K 24D	Lum. Catelog:	Test ID:01
Lamp Name:	Lamp Catelog:LED	Test Lab:Quality Deparment
Manufacture:Shenzhen Norming Lighting Co.Ltd	Test Machine:GON-2000	Test Date:2020/12/25



Indoor Luminance Limiting Curves

Lum. Name: DL43-05-PR-01 RA90 5000K 24D	Lum. Catalog:	Test ID: 01
Lamp Name:	Lamp Catalog: LED	Test Lab: Quality Department
Manufacture: Shenzhen Norming Lighting Co.Ltd	Test Machine:GON-2000	Test Date: 2020/12/25

Glare Grade Table

GI	Quality	Using Illuminance							
1.15	A	2000	1000	500	<=300				
1.5	B		2000	1000	500	<=300			
1.85	C			2000	1000	500	<=300		
2.2	D				2000	1000	500	<=300	
2.55	E	a				2000	1000	500	<=300
			b	c	d	e	f	g	h

Luminance Table

Gama(deg)	45	50	55	60	65	70	75	80	85
C0	0	0	0	0	0	0	0	0	0
C90	0	0	0	0	0	0	0	0	0

Luminance Limiting Curve



Luminous Size: Length(m)=0.000 Width(m)=0.000 Height(m)=0.000 Area(m^2)=0.000000

Luminous Type: Without Luminous Side

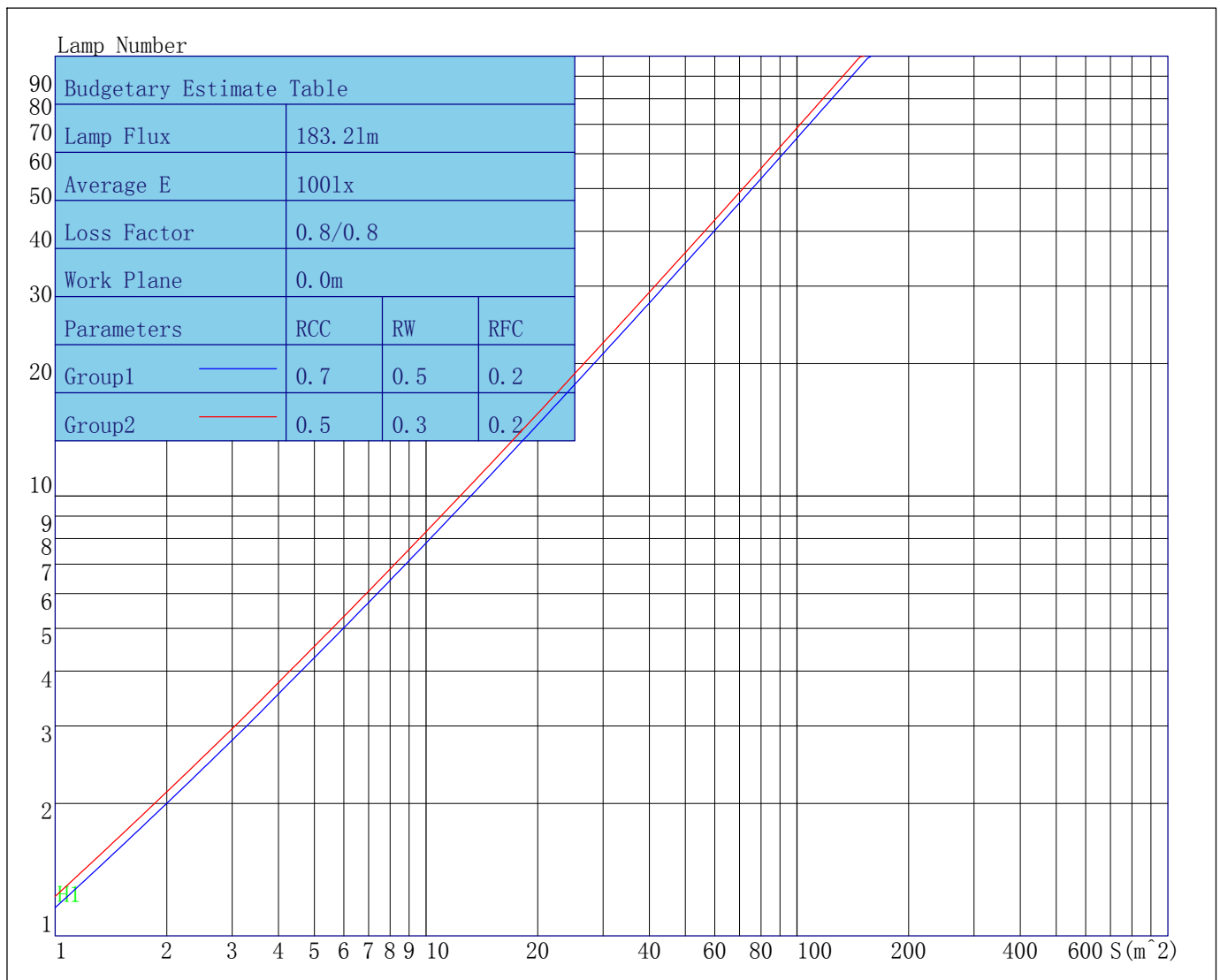
Luminous Curves: C0-C180 Color: C90-C270 Color:

IES Indoor Report

Photometric Filename:DL43-05-PR-01 RA90 5000K 24D.IES

Indoor Budgetary Estimate Table

Lum. Name: DL43-05-PR-01 RA90 5000K 24D	Lum. Catalog:	Test ID: 01
Lamp Name:	Lamp Catalog: LED	Test Lab: Quality Department
Manufacture: Shenzhen Norming Lighting Co.Ltd	Test Machine:GON-2000	Test Date: 2020/12/25



Parameters1: Rhocc = 0.7 Rhow = 0.5 Rhofc = 0.2 LLF = 0.8
Parameters2: Rhocc = 0.5 Rhow = 0.3 Rhofc = 0.2 LLF = 0.8
Average Illuminance(lx): 100 Cavity Height: H1(m) = 2

Indoor Coefficient of Utilization Table

Lum. Name: DL43-05-PR-01 RA90 5000K 24D	Lum. Catelog:	Test ID: 01
Lamp Name:	Lamp Catelog: LED	Test Lab: Quality Deparment
Manufacture: Shenzhen Norming Lighting Co.Ltd	Test Machine:GON-2000	Test Date: 2020/12/25

Coefficients of Utilization - Zonal Cavity Method																		
Coef.	Effective Floor Cavity Reflectance RFC=0.20																	
RhoCC (%)	80				70				50			30			10			0
RhoW (%)	70	50	30	10	70	50	30	10	50	30	10	50	30	10	50	30	10	0
RCR	Coefficient of Utilization(%)																	
0	119	119	119	119	116	116	116	116	111	111	111	106	106	106	102	102	102	100
1	115	112	110	109	112	110	109	107	106	105	104	103	102	101	99	98	98	96
2	111	107	104	101	109	105	102	100	102	100	98	99	97	96	96	95	94	92
3	107	102	98	95	105	100	97	94	98	95	93	96	93	91	93	91	90	88
4	103	97	93	90	101	96	92	89	94	91	88	92	89	87	91	88	86	85
5	100	93	89	85	98	92	88	85	91	87	84	89	86	84	88	85	83	82
6	96	90	85	82	95	89	85	82	87	84	81	86	83	81	85	82	80	79
7	93	86	82	79	92	86	81	78	85	81	78	83	80	78	82	80	77	76
8	90	83	79	76	89	83	78	76	82	78	75	81	77	75	80	77	75	74
9	88	80	76	73	87	80	76	73	79	75	73	78	75	73	78	75	72	71
10	85	78	74	71	84	77	73	71	77	73	70	76	73	70	76	72	70	69

Unified Glare Rating Table

Lum. Name:DL43-05-PR-01 RA90 5000K 24D	Lum. Catelog:	Test ID:01
Lamp Name:	Lamp Catelog:LED	Test Lab:Quality Deparment
Manufacture:Shenzhen Norming Lighting Co.Ltd	Test Machine:GON-2000	Test Date:2020/12/25

Unified Glare Rating Table

Ceiling RCC		0.70	0.70	0.50	0.50	0.30	0.70	0.70	0.50	0.50	0.30
Wall RW		0.50	0.30	0.50	0.30	0.30	0.50	0.30	0.50	0.30	0.30
Floor RFC		0.20	0.20	0.20	0.20	0.20	0.20	0.20	0.20	0.20	0.20
Room Size		Vewed crosswise					Vewed endwise				
X=2H	Y=2H	-6.8	-5.8	-6.4	-5.5	-5.2	-6.8	-5.8	-6.4	-5.5	-5.2
	Y=3H	-7.0	-6.1	-6.6	-5.8	-5.4	-7.0	-6.1	-6.6	-5.8	-5.4
	Y=4H	-7.1	-6.3	-6.7	-5.9	-5.5	-7.1	-6.3	-6.7	-5.9	-5.5
	Y=6H	-7.2	-6.5	-6.8	-6.1	-5.7	-7.2	-6.5	-6.8	-6.1	-5.7
	Y=8H	-7.2	-6.6	-6.8	-6.2	-5.8	-7.2	-6.6	-6.8	-6.2	-5.8
	Y=12H	-7.3	-6.6	-6.9	-6.3	-5.8	-7.3	-6.6	-6.9	-6.3	-5.8
X=4H	Y=2H	-7.1	-6.3	-6.7	-5.9	-5.5	-7.1	-6.3	-6.7	-5.9	-5.5
	Y=3H	-7.3	-6.6	-6.9	-6.2	-5.8	-7.3	-6.6	-6.9	-6.2	-5.8
	Y=4H	-7.4	-6.8	-7.0	-6.4	-6.0	-7.4	-6.8	-7.0	-6.4	-6.0
	Y=6H	-7.5	-7.0	-7.1	-6.6	-6.1	-7.5	-7.0	-7.1	-6.6	-6.1
	Y=8H	-7.6	-7.1	-7.1	-6.7	-6.2	-7.6	-7.1	-7.1	-6.7	-6.2
	Y=12H	-7.7	-7.3	-7.2	-6.8	-6.3	-7.7	-7.3	-7.2	-6.8	-6.3
X=8H	Y=4H	-7.6	-7.1	-7.1	-6.7	-6.2	-7.6	-7.1	-7.1	-6.7	-6.2
	Y=6H	-7.8	-7.4	-7.2	-6.9	-6.3	-7.8	-7.4	-7.2	-6.9	-6.3
	Y=8H	-7.8	-7.5	-7.3	-7.0	-6.5	-7.8	-7.5	-7.3	-7.0	-6.5
	Y=12H	-7.9	-7.6	-7.4	-7.1	-6.5	-7.9	-7.6	-7.4	-7.1	-6.5
X=12H	Y=4H	-7.7	-7.3	-7.2	-6.8	-6.3	-7.7	-7.3	-7.2	-6.8	-6.3
	Y=6H	-7.8	-7.5	-7.3	-7.0	-6.5	-7.8	-7.5	-7.3	-7.0	-6.5
	Y=8H	-7.9	-7.6	-7.4	-7.1	-6.5	-7.9	-7.6	-7.4	-7.1	-6.5
Variations with the objerver position at spacings											
S=1.0H		0.0/0.0					0.0/0.0				
S=1.5H		0.0/0.0					0.0/0.0				
S=2.0H		0.0/0.0					0.0/0.0				
Reduced UGR Table:											
Nordic Standard Table:		BK0					BK0				
Correction Value		0.0					0.0				

o the CIE Pub.117, data has been corrected, refers to the lamp’s lumens 8.2flm.

IES Indoor Report

Photometric Filename:DL43-05-PR-01 RA90 5000K 24D.IES

Candela Tabulation

V/H	C0.0	C90.0	C180.0	C270.0
γ 0.0	585.93	585.93	585.93	585.93
γ 1.0	593.57	592.89	569.27	591.88
γ 2.0	601.48	591.66	554.62	587.89
γ 3.0	607.33	588.30	537.63	582.30
γ 4.0	610.43	583.90	519.90	572.60
γ 5.0	611.61	578.00	499.34	558.72
γ 6.0	606.78	569.41	480.24	541.91
γ 7.0	597.25	557.26	459.63	523.40
γ 8.0	583.11	543.07	439.00	502.34
γ 9.0	565.23	527.38	416.05	480.52
γ 10.0	544.98	508.12	391.37	455.42
γ 11.0	522.64	486.52	364.27	428.09
γ 12.0	498.86	461.71	335.60	398.55
γ 13.0	474.02	435.41	304.64	367.51
γ 14.0	445.71	406.71	272.04	334.36
γ 15.0	414.13	376.54	236.70	298.26
γ 16.0	379.71	343.24	202.04	260.11
γ 17.0	343.29	306.44	169.04	221.48
γ 18.0	304.29	267.34	138.98	184.54
γ 19.0	264.65	228.13	113.27	150.76
γ 20.0	225.33	190.89	91.76	121.71
γ 21.0	189.18	157.08	74.24	97.63
γ 22.0	157.25	128.07	60.43	78.87
γ 23.0	129.41	104.11	49.48	63.82
γ 24.0	106.54	84.86	40.75	52.07
γ 25.0	87.58	69.59	33.96	43.51
γ 26.0	72.58	57.46	28.65	36.54
γ 27.0	60.60	47.79	24.40	31.08
γ 28.0	50.97	40.27	20.84	26.75
γ 29.0	43.27	34.28	17.85	23.14
γ 30.0	37.06	29.31	15.28	20.10
γ 31.0	32.03	25.17	13.07	17.47
γ 32.0	27.87	21.71	11.15	15.20
γ 33.0	24.28	18.86	9.41	13.15
γ 34.0	21.05	16.32	7.98	11.20
γ 35.0	18.21	14.06	7.15	9.68
γ 36.0	15.76	11.93	6.51	8.79
γ 37.0	13.43	10.32	5.95	8.03
γ 38.0	11.93	9.35	5.44	7.36
γ 39.0	10.92	8.50	5.03	6.80
γ 40.0	10.02	7.76	4.66	6.29
γ 41.0	9.21	7.08	4.35	5.85
γ 42.0	8.46	6.47	4.10	5.46
γ 43.0	7.80	5.95	3.88	5.14
γ 44.0	7.19	5.49	3.69	4.85
γ 45.0	6.66	5.08	3.51	4.59
γ 46.0	6.20	4.72	3.34	4.35

Candela Tabulation - (Cont.)

V/H	C0.0	C90.0	C180.0	C270.0
γ 47.0	5.76	4.37	3.14	4.12
γ 48.0	5.37	4.05	2.93	3.88
γ 49.0	5.00	3.72	2.73	3.66
γ 50.0	4.63	3.42	2.52	3.43
γ 51.0	4.28	3.14	2.31	3.20
γ 52.0	3.94	2.86	2.11	2.99
γ 53.0	3.63	2.57	1.90	2.76
γ 54.0	3.33	2.30	1.70	2.55
γ 55.0	3.04	2.04	1.50	2.33
γ 56.0	2.77	1.81	1.31	2.11
γ 57.0	2.49	1.58	1.13	1.89
γ 58.0	2.25	1.35	0.93	1.70
γ 59.0	2.00	1.14	0.75	1.49
γ 60.0	1.78	0.94	0.56	1.30
γ 61.0	1.56	0.74	0.39	1.11
γ 62.0	1.35	0.55	0.22	0.92
γ 63.0	1.15	0.37	0.06	0.74
γ 64.0	0.97	0.19	0.00	0.56
γ 65.0	0.77	0.03	0.00	0.38
γ 66.0	0.59	0.00	0.00	0.22
γ 67.0	0.41	0.00	0.00	0.06
γ 68.0	0.25	0.00	0.00	0.00
γ 69.0	0.08	0.00	0.00	0.00
γ 70.0	0.00	0.00	0.00	0.00
γ 71.0	0.00	0.00	0.00	0.00
γ 72.0	0.00	0.00	0.00	0.00
γ 73.0	0.00	0.00	0.00	0.00
γ 74.0	0.00	0.00	0.00	0.00
γ 75.0	0.00	0.00	0.00	0.00
γ 76.0	0.00	0.00	0.00	0.00
γ 77.0	0.00	0.00	0.00	0.00
γ 78.0	0.00	0.00	0.00	0.00
γ 79.0	0.00	0.00	0.00	0.00
γ 80.0	0.00	0.00	0.00	0.00
γ 81.0	0.00	0.00	0.00	0.00
γ 82.0	0.00	0.00	0.00	0.00
γ 83.0	0.00	0.00	0.00	0.00
γ 84.0	0.00	0.00	0.00	0.00
γ 85.0	0.00	0.00	0.00	0.00
γ 86.0	0.00	0.00	0.00	0.00
γ 87.0	0.00	0.00	0.00	0.00
γ 88.0	0.00	0.00	0.00	0.00
γ 89.0	0.00	0.00	0.00	0.00
γ 90.0	0.00	0.00	0.00	0.00
γ 91.0	0.00	0.00	0.00	0.00
γ 92.0	0.00	0.00	0.00	0.00
γ 93.0	0.00	0.00	0.00	0.00

Candela Tabulation - (Cont.)

V/H	C0.0	C90.0	C180.0	C270.0
γ 94.0	0.00	0.00	0.00	0.00
γ 95.0	0.00	0.00	0.00	0.00
γ 96.0	0.00	0.00	0.00	0.00
γ 97.0	0.00	0.00	0.00	0.00
γ 98.0	0.00	0.00	0.00	0.00
γ 99.0	0.00	0.00	0.00	0.00
γ 100.0	0.00	0.00	0.00	0.00
γ 101.0	0.00	0.00	0.00	0.00
γ 102.0	0.00	0.00	0.00	0.00
γ 103.0	0.00	0.00	0.00	0.00
γ 104.0	0.00	0.00	0.00	0.00
γ 105.0	0.00	0.00	0.00	0.00
γ 106.0	0.00	0.00	0.00	0.00
γ 107.0	0.00	0.00	0.00	0.00
γ 108.0	0.00	0.00	0.00	0.00
γ 109.0	0.00	0.00	0.00	0.00
γ 110.0	0.00	0.00	0.00	0.00
γ 111.0	0.00	0.00	0.00	0.00
γ 112.0	0.00	0.00	0.00	0.00
γ 113.0	0.00	0.00	0.00	0.00
γ 114.0	0.00	0.00	0.00	0.00
γ 115.0	0.00	0.00	0.00	0.00
γ 116.0	0.00	0.00	0.00	0.00
γ 117.0	0.00	0.00	0.00	0.00
γ 118.0	0.00	0.00	0.00	0.00
γ 119.0	0.00	0.00	0.00	0.00
γ 120.0	0.00	0.00	0.00	0.00
γ 121.0	0.00	0.00	0.00	0.00
γ 122.0	0.00	0.00	0.00	0.00
γ 123.0	0.00	0.00	0.00	0.00
γ 124.0	0.00	0.00	0.00	0.00
γ 125.0	0.00	0.00	0.00	0.00
γ 126.0	0.00	0.00	0.00	0.00
γ 127.0	0.00	0.00	0.00	0.00
γ 128.0	0.00	0.00	0.00	0.00
γ 129.0	0.00	0.00	0.00	0.00
γ 130.0	0.00	0.00	0.00	0.00
γ 131.0	0.00	0.00	0.00	0.00
γ 132.0	0.00	0.00	0.00	0.00
γ 133.0	0.00	0.00	0.00	0.00
γ 134.0	0.00	0.00	0.00	0.00
γ 135.0	0.00	0.00	0.00	0.00
γ 136.0	0.00	0.00	0.00	0.00
γ 137.0	0.00	0.00	0.00	0.00
γ 138.0	0.00	0.00	0.00	0.00
γ 139.0	0.00	0.00	0.00	0.00
γ 140.0	0.00	0.00	0.00	0.00

Candela Tabulation - (Cont.)

V/H	C0.0	C90.0	C180.0	C270.0
γ 141.0	0.00	0.00	0.00	0.00
γ 142.0	0.00	0.00	0.00	0.00
γ 143.0	0.00	0.00	0.00	0.00
γ 144.0	0.00	0.00	0.00	0.00
γ 145.0	0.00	0.00	0.00	0.00
γ 146.0	0.00	0.00	0.00	0.00
γ 147.0	0.00	0.00	0.00	0.00
γ 148.0	0.00	0.00	0.00	0.00
γ 149.0	0.00	0.00	0.00	0.00
γ 150.0	0.00	0.00	0.00	0.00
γ 151.0	0.00	0.00	0.00	0.00
γ 152.0	0.00	0.00	0.00	0.00
γ 153.0	0.00	0.00	0.00	0.00
γ 154.0	0.00	0.00	0.00	0.00
γ 155.0	0.00	0.00	0.00	0.00
γ 156.0	0.00	0.00	0.00	0.00
γ 157.0	0.00	0.00	0.00	0.00
γ 158.0	0.00	0.00	0.00	0.00
γ 159.0	0.00	0.00	0.00	0.00
γ 160.0	0.00	0.00	0.00	0.00
γ 161.0	0.00	0.00	0.00	0.00
γ 162.0	0.00	0.00	0.00	0.00
γ 163.0	0.00	0.00	0.00	0.00
γ 164.0	0.00	0.00	0.00	0.00
γ 165.0	0.00	0.00	0.00	0.00
γ 166.0	0.00	0.00	0.00	0.00
γ 167.0	0.00	0.00	0.00	0.00
γ 168.0	0.00	0.00	0.00	0.00
γ 169.0	0.00	0.00	0.00	0.00
γ 170.0	0.00	0.00	0.00	0.00
γ 171.0	0.00	0.00	0.00	0.00
γ 172.0	0.00	0.00	0.00	0.00
γ 173.0	0.00	0.00	0.00	0.00
γ 174.0	0.00	0.00	0.00	0.00
γ 175.0	0.00	0.00	0.00	0.00
γ 176.0	0.00	0.00	0.00	0.00
γ 177.0	0.00	0.00	0.00	0.00
γ 178.0	0.00	0.00	0.00	0.00
γ 179.0	0.00	0.00	0.00	0.00
γ 180.0	0.00	0.00	0.00	0.00
